



District Report Card: 2017


State: Rajasthan	District: Sawai Madhopur
Class: 5	Subject: Language
Schools: 61	Students: 959


Participation/Coverage


Students

<div>GENDER</div> <div></div>	Boys		Girls	
	Number	%	Number	%
	400	41.71	559	58.29

<div>AREA</div> <div></div>	Rural		Urban	
	Number	%	Number	%
	894	93.22	65	6.78

<div>CATEGORY</div> <div></div>	SC		ST		OBC		GEN	
	Number	%	Number	%	Number	%	Number	%
	317	33.06	151	15.75	439	45.78	52	5.42

<div>CWSN</div> <div></div>	LD	VI	HI	S&LD	ID	Oth
	1	1	0	1	2	1

<div>Management</div> <div></div>	Government		Government-aided	
	Number	%	Number	%
	959	100.00	0	0.00

Average Performance of Students in Language (%)

Overall	Gender		Area		Management		Social Group			
	Male	Female	Rural	Urban	Govt.	Aided	SC	ST	OBC	GEN
67.27	66.35	67.93	67.15	68.92	67.27	0.00	66.69	66.53	67.15	73.97

Performance on Learning Outcomes (LOs)

Learning Outcomes	Description	Average Performance(%)
L504	Reads and comprehends independently storybooks, news items/ headlines, advertisements etc.	65.88
L508	Reads text with comprehension, locates details and sequence of events	67.97

Range of Performance of Students who Answered Correctly							
Below 30%		30% - 50%		50% - 75%		Above 75%	
Number	%	Number	%	Number	%	Number	%
37	3.86	149	15.54	428	44.63	345	35.97

Lowest Performing Learning Outcomes (LOs)

- 1 - Reads and comprehends independently storybooks, news items/ headlines, advertisements etc. (65.88)
- 2 - Reads text with comprehension, locates details and sequence of events (67.97)